







## VIDEO CONFERENCING TOOL COMPARISON CHART

FEATURE	<u>ZOOM</u>	<u>Jitsi Meet</u>	<u>GOTOMEETING</u>	<u>Microsoft Teams</u>	<u>Google Meet</u>
<b>Bandwidth Usage</b> (including voice calls, 1:1 video calls, video calls with multiple participants)					
<b>Cost of Service</b> (all inclusive features, pay per feature, # of devices per video call, open source)					
<b>Host Usability</b> (simple interface, whiteboard, recording options, file sharing)					
<b>Participant Usability</b> (Registration requirement, mobile access, PC and Apple friendly)					
<b>Security</b> (PHIPA/HIPAA compliant, location of servers/server security, encryption available)					
<b>Accessibility</b> (AODA compliant, additional features - eg closed caption feature)					
<b>Support Services</b> (support response time, clarity of information provided, questions answered)					
<b>TOTAL SCORE</b>					



This is a sample chart and does not necessarily reflect up-to-date feature information for each tool listed nor the current rating for that feature. Not all available video conferencing tools are listed on this sample chart. The PRIMAL GLOW Communications team works with an organization to develop a chart based on its specific digital communication needs.